

2021 Triennial Election Guide

Online from Aug 30th, 12:01am to Aug 31st, 11:59pm
In-Person electronic voting at the union hall
from 6am to 4pm, Monday, August 30th

Voting Support - 8:00am – 4:00pm – Aug 30 & 31

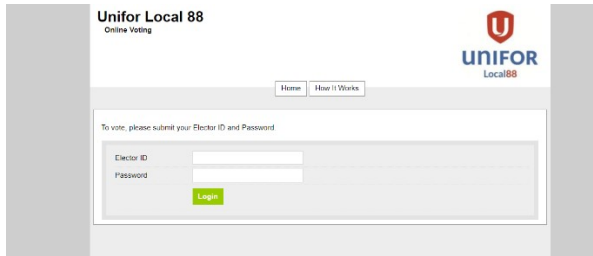
PHONE: **519 425 0952 Ext #104**

EMAIL: 88electionhelp@gmail.com - After hours

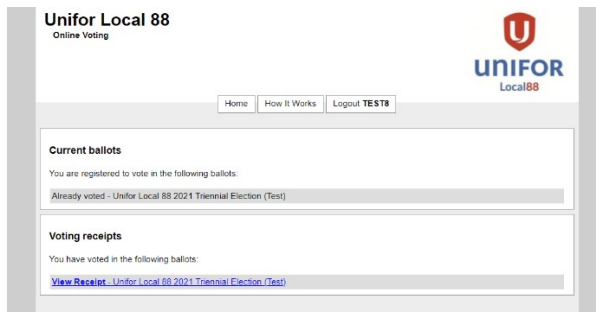
- On the day of/before the election, members will receive an email marked *Unifor Local 88* from Simply Voting (**vote@simplyvoting.com**). The same way you received them for the **GM contract ratification** in January 2021.
- Emails submitted from ratification as well as signups on the Unifor88.ca website, were used in the data submitted to Simply Voting (they do not store it afterwards)
- Your email will include: [**Elector ID**] (this is your employee #) and a unique [**Password**] assigned to that email address.
- The information provided you will use to sign in and access your ballots.
- Only one vote per email is allowed.
- **PLEASE CHECK ALL SPAM FOLDERS** if you do not see the email.
- Use the built-in search function in email apps to help.
- Simply Voting can resend the email if needed.
- Members will be sent reminders throughout the day for those who haven't voted yet.
- Call/Email the Elections Committee for help if needed.
- All members were assigned a numerical grouping to indicate their voting segment. Based on election committee guidelines, bylaws, company lists and what you would have received in paper form in previous elections.
- Members will only vote based on the "home" shift they are assigned to.
- Once signed in, members will only see the reps their voting group represents.
- Members do not have to vote for any/all positions. If left blank "abstained" will appear on the voting receipt.
- For delegate positions, you do not have to vote for all 7 candidates. Vote only for the candidates you want to see elected.
- If positions are left blank. The form will still submit, as all fields are optional.
- Those members who are listed as C shift being their home shift will vote accordingly.

88electionhelp@gmail.com

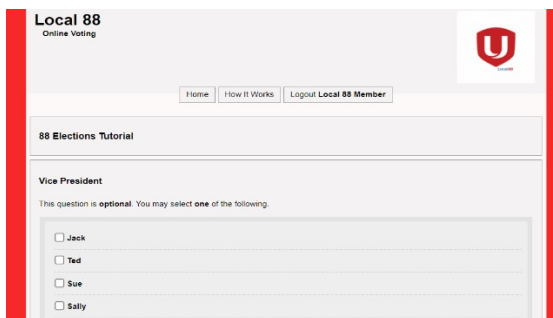
1. Check your registered Email inbox for an Email from Unifor Local 88.



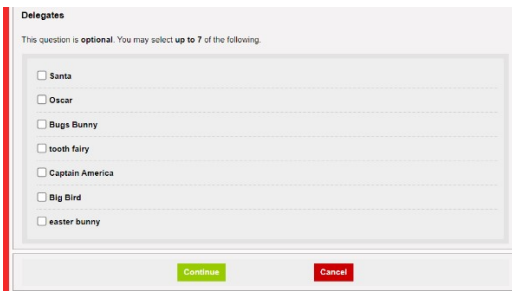
2. At the Voting Login Page, enter your Elector ID and Password as sent to you via email to your registered email address. Your *Elector ID* Is your employee number.



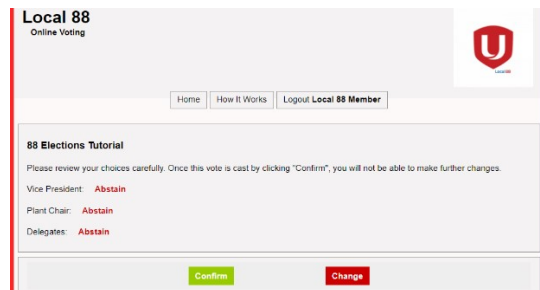
3. Ballot access screen. This screen shows previous voting receipts (none) and current open ballots. Click the link under Current Ballots.



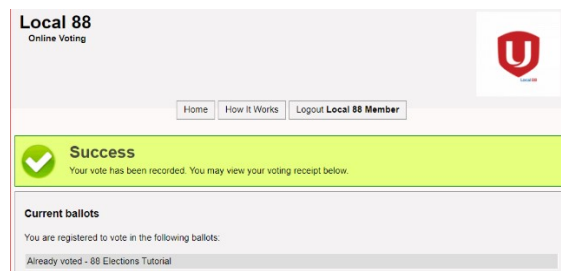
4. Ballot Screen – Select the candidates you want to elect. Positions can be left blank. All fields are optional.



5. Select **up to 7** delegates or none, as is your preference.



6. Confirmation Screen – Here you can make changes if you noticed an error by clicking “**Change**” if ok, click “**Continue**”



7. Voting Successful Screen – A receipt will be emailed to you. You can also view the voting receipt from this screen.

If you log back in after voting you will be able to access your voting receipt. You will not be able to revote. If there are any issues, call the number above.

In Solidarity,

Unifor Local 88 Elections Committee